

Protect our River

# Pesticides in Your Yard

Pesticides are now regularly found in water samples collected from the Clackamas River and its tributaries. Learn how to minimize pesticide pollution and stay safe.

## What is a pesticide?

A pesticide is a substance intended for preventing, destroying, repelling or mitigating pests. Pesticides include insecticides, herbicides (like those used on weeds) and fungicides (used to control rust and mildew).


Pesticide “active ingredients” are described on the label. When pesticides break down in the environment, they may produce even more hazards. Ingredients listed as “other” can also cause harm.

Typical pesticides include:



### Insecticides

Ant & Roach Killer  
Sprays and granules  
Insect bait



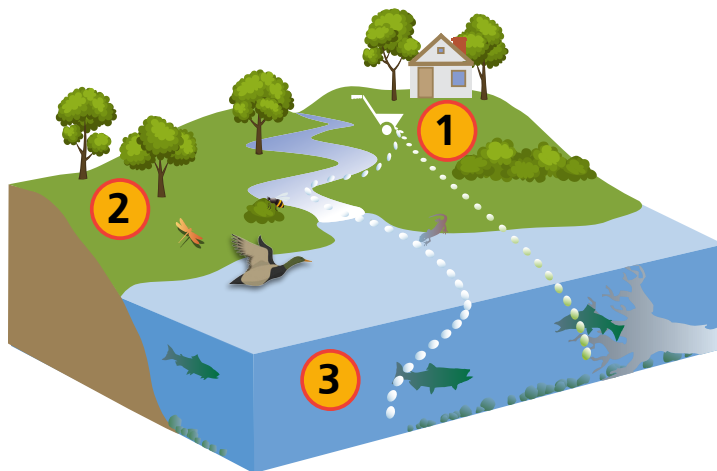
### Herbicides

Weed & Feed  
Pre emergents  
Weed killers



### Fungicides

Mold & Mildew Spray  
Copper Sulfate  
Lawn granules



## How pesticides can be harmful:

Pesticides can cause problems for our health and the environment even when applied according to label directions.

1. Pesticides can make their way into waterways through runoff and leaching.
2. Very small amounts of pesticides can be lethal to beneficial insects and birds.
3. Pesticides in waterways pollute drinking water and can harm fish and other marine life.

## Be pesticide wise:

Always read and follow directions on the label. Labels have important information on how, when and where to use products. The label has safe handling and first aid instructions.

The largest part of the label, **Directions for Use**, includes specific information about how much pesticide should be mixed and applied, where the pesticide may be used and how often applications may be made. **More is not better.**

Ensure that people and pets are not exposed.



## Parting with Pesticides

is a joint program funded by  
Clackamas River Water  
Providers with outreach and  
programming through  
Clackamas River Basin Council.



Images: © iStock Photo, 123rf, The Noun Project and VectorStock Media

Protect our River

# Pesticides in Your Yard

## Keep your yard green and the Clackamas watershed clean:

Consider less toxic options for yard maintenance. Here are some of the most effective alternatives to minimize pesticide use and keep pollutants out of our water.

### Prevent weeds:

Keep weeds from getting established:

- Plant native trees and shrubs that thrive in Oregon's wet winters and hot, dry summers
- Mulch trees and shrubs to lock in moisture and prevent weeds from sprouting
- Use weed block fabric in areas not heavily planted




Plant native plants



Mulch open areas



Use weed block fabric



### Pull weeds by hand:

Combine prevention with hand removal. By minimizing the opportunity for weeds to grow, you are more likely to be able to hand pull the few weeds that take root.

### Choose pesticides wisely:

Read the label before you buy. Select products with lower toxicity, shorter persistence and lower potential to be carried in runoff or leach into groundwater.

- Avoid broad spectrum pesticides that can kill or harm many beneficial species
- Look for plant-based insecticides that use oils and extracts from plants to deter insects
- Use fragrant plants to repel insects



#### Lower toxicity pesticides

Break down quickly, attach to soil or are absorbed by plant



#### Botanical insecticides

Neem oil and pyrethrins are naturally occurring plant extracts



#### Fragrant plants

Marigolds, feverfew, basil, sage, chives and rosemary are avoided by many insects



Calibrate equipment



Do not spray or apply if windy or rainy

### Equipment and weather:

Well maintained and calibrated application equipment are key to being able to apply pesticides efficiently at correct rates.

- Do not use pesticides when rain is expected to avoid runoff or leaching into groundwater
- Do not spray pesticides when windy to avoid drift from the target area